



# **POLLUTION INCIDENT RESPONSE MANAGEMENT PLAN**

## **BRAESIDE BASALT QUARRY**

**PORTION OF 100 MIDDLEBROOK RD WINGEN NSW**

**EPL No 5189**

**2017**

**Prepared for:** Environmental Protection Authority  
P O Box A290  
SYDNEY 2000  
02 92114723 Fax 02 99955922

**Prepared by:** STONECO Pty Limited  
ABN: 77 003 646 704  
PO Box 708  
SCONE NSW 2337

Telephone: 0407 283981  
Facsimile: (02) 65452222  
Email: [admin@stonecoquarries.com](mailto:admin@stonecoquarries.com)

## Table 1 .testing & update record table

<u>Year</u>	<u>Tested Date</u>	<u>Authorised by</u>	<u>Updated Date</u>	<u>Authorised By</u>	<u>Changes</u>
2016	20.1.16 Document Review	Scott Murdoch	20.1.16	Scott Murdoch	None
2017	20.1.17 Document Review	Scott Murdoch	20.1.17	Scott Murdoch	Incorporated Review Inventory of pollutant's Hazard Management plan Include Air Borne Dust In Hazard <b>Section 2.4</b>

## TABLE OF CONTENTS

### TABLE 1 TEST AND UPDATE RECORD

1. PURPOSE AND SCOPE.....	1
2. PROCESS.....	2
2.1 Definition of Pollution Incident.....	2
2.2 Description and Likelihood of Hazards.....	2
2.3 Pre-emptive Actions to be taken .....	3
2.4 Inventory of Pollutants .....	4
Table 2 Hierarchy of hazards	
2.5 Safety Equipment .....	5
2.6 Contact Details .....	5
2.6.1 Personnel responsible for the site	5
2.6.2 Notification of External Parties	5
2.7 Communicating with neighbours and local community.....	6
2.8 Minimising harm to persons on the premises .....	6
2.9 Training, Testing and Review .....	6
2.10 Site Maps .....	5

## **1 PURPOSE AND SCOPE**

This Pollution Incident Response Plan (PIRP) has been developed to describe Stoneco Pty Ltd's response to a potential pollution incident and to meet the requirements of the Protection of the Environment Operations Act (POEO Act 1997).

The PIRP covers the facility with an Environment Protection Licence controlled by Stoneco Pty Ltd and situated at Braeside Basalt Quarry Wingen NSW

The plan covers description of potential hazards, actions to be taken to prevent additional environmental harm and details of communication required in the event of an incident. The plan is based on a risk assessment for the site.

## 2 PROCESS

In the event of a pollution incident:

- Step 1: Emergency Response: Ensure personnel are safe.
- Step 2: Emergency Response: Contain the incident where possible.
- Step 3: Notify the Site Manager or Production Co-ordinator
- Step 4: The Site Manager or Production Co-ordinator to complete the notification required in section 2.6.2 if the pollution incident meets the definition in section 2.1.

### 2.1 Definition of Pollution Incident

A pollution incident means an incident or a set of circumstances during or as a consequence of which there is or is likely to be a leak, spill or other escape or deposit of a substance, as a result of which pollution has occurred, is occurring or is likely to occur. It includes an incident or set of circumstances in which a substance has been placed or disposed of on premises, but it does not include an incident or set of circumstances involving only the emission of any noise.

A pollution incident is required to be notified if there is a risk of “material harm to the environment”, which is defined in section 147 of the POEO Act as:

- (a) Harm to the environment is material if:
  - (i) It involves actual or potential harm to the health or safety of human beings or to ecosystems that is not trivial, or
  - (ii) It results in actual or potential loss or property damage of an amount, or amounts in aggregate, exceeding \$10,000 (or such other amount as is prescribed by the regulations), and
- (b) Loss includes the reasonable costs and expenses that would be incurred in taking all reasonable and practicable measures to prevent, mitigate or make good harm to the environment.

### 2.2 Description and Likelihood of Hazards

Potential pollution incidents identified include:

**Air Pollution Incident:** Escape of uncontrolled significant dust outside the premises or smoke to atmosphere.

**Water Pollution Incident:** Escape of significant sediment, leachate or fuel/oil off site to a watercourse.

**Noise Pollution Incident:** Noise only pollution is not included as a notifiable incident.

**Land Pollution Incident:** Escape of significant sediment, leachate or fuel /oil off site to land.

The licenced site covered by this plan has been assessed in an individual risk assessment. The controlled nature and permitted operation under the licence at the site, storage of waste product, dust from processing basalt, topsoils Storage of Fuels/oils etc currently present a low risk. The residual risk from the risk assessment considering controls is considered to be low .

### **2.3 Pre-emptive Actions to be taken**

The most likely forms of pollution incident are dust, sediment runoff groundwater contamination at the site.

Dust mitigation controls will incorporate a fixed water/spray system attached to the Fixed plant that can be used in times of high wind or dust emissions along with dry periods to mitigate dust as a result of Crushing and Screening.

Watering of internal haul roads is allowed for during high traffic or high Wind

**All stormwater runoff will be directed to the relevant sediment control as shown on figure 1** or water treatment devices for the site.

All fuelling of plant and equipment is carried out on site, banded Fuel storage facilities are in place as primary storage of fuels .see Figure 1

## 2.4 Inventory of Pollutants

Hazard/ Action	Risk Description: (what could happen, impact cause)	Consequence rating	Likelihood rating	Level of risk/ priority	Risk treatments, controls, pre- emptive mitigation measures or response	Controls OR Response References (SWMP)	Responsibility (risk, control, or task owner, etc.)
Diesel Storage: SPILL	Surface water contamination of Sediment Pond and Dams (Onsite)	Moderate	Likely	High	Bunding installed to Tank Bunding Holds 15,600 litres – Max filled 8,000 litres	BUNDING – AS 1234	Site staff & Management
Diesel Storage FIRE	Toxic smoke impact to neighbours	High	Unlikely	High	Fire Fighting Equipment Installed and Tested	Emergency Procedures & Control's	Site staff & Management
Precoat Storage: SPILL	Surface water contamination	Moderate	Unlikely	Low	Bunding Around Tank Capacity 110% of Storage	Emergency Procedures & Controls	Site staff & Management
Oil Storage: SPILL	Surface water contamination of Sediment Pond and Dams (Onsite)	Moderate	Unlikely	High	Oil drums waste oil storage within bunded area for collection	BUNDING – AS 1234	Site manager & management
Oil Storage: FIRE	Toxic smoke impact to neighbours	High	Unlikely	High	Fire Fighting Equipment Installed and Tested	Emergency Procedures & Control's	Site manager
Air Bourne Dust From Crushing & screening	Excessive Dust Impact and Neighbours	Moderate	Unlikely	Moderate	Site Water sprays Avoidance of windy condition's , Management of raw feed moisture levels	Braeside Hazard Management Plan Reference <b>PMHMP - 04</b>	Site Staff & Management

Table 2. HIERARCHY OF HAZARD CONTROLS & RISK MATRIX

1. Elimination Most Effective Control
2. Substitution
3. Isolate
4. Engineering Controls (Safeguarding Technology)
5. Administrative Controls (Training and Procedures)
6. Personal Protective Equipment

Explanation of Risk Ranking – Risk Matrix	
<b>LOW</b>	<b>MEDIUM</b>
If the consequences to this event/activity are <b>LOW / MEDIUM</b> , should be OK to proceed with this event/activity. It is advised that if the activity is <b>MEDIUM</b> , risk Controls efforts should be made.	
<b>HIGH</b>	
If the consequences to this event/activity are <b>HIGH</b> , it is advised that further assessment of the task including controls must be implemented.	
<b>EXTREME</b>	
If the consequences to this event/activity are <b>EXTREME</b> , it is advised that you cease this activity immediately until Mitigating controls are established	

		Severity			
		A -Negligible not likely to have a major effect on the activity no bodily injury to requiring minor first aid injury	B-Marginal minimal importance; has an effect on the activity but will not affect ongoing operations / requires medical treatment	C-Critical serious/important; will affect the activity in a negative way / suffers serious injuries or medical treatment	D-Catastrophic maximum importance; could result in disaster/death; WILL affect the activity of the Quarry in a negative way / death, dismemberment, or serious injury to minors
<b>Probability</b>	1. Unlikely	LOW (1)	MEDIUM (4)	MEDIUM (6)	HIGH (10)
	2. MEDIUM MOST LIKELY	LOW (2)	MEDIUM (5)	HIGH (8)	EXTREME (11)
	3. HIGH WILL occur	MEDIUM (3)	HIGH (7)	HIGH (9)	EXTREME (12)



## 2.5 Safety Equipment

A spill kit is available on site and Appropriate PPE e.g., dust Masks, gloves, glasses Hard hats are provided.

Plant and equipment is available to create additional Bunding in the event of significant sediment runoff or a fuel spill using material available on site.

## 2.6 Contact Details

### 2.6.1 Personnel responsible for the site

Title	Name	Contact Numbers
Production Manager	Scott Murdoch	0265452222
Stoneco Manager	Scott Murdoch	0407 283 981 (02) 6545 2222

### 2.6.2 Notification of External Parties

The following table outlines the contact details and correct sequence for notification in the event of a notifiable pollution incident. The Quarry Manager will, after notifying the Pollution And Environment incidents Environment Line

1. Emergency Services Call – 000
2. NSW EPA Call - 131555
3. Work cover Call- 131050
4. Upper Hunter Shire Council Call -0265451100
5. Fire/Rescue Call -000

**Braeside Quarry GPS Co-ordinates: S-31, 51.938 E-150, 45.409**

## **2.7 Communicating with neighbours and local community**

In the event of a notifiable incident, neighbouring properties will be phoned to be advised of the situation.

Includes:

1. National parks Scone
2. Henderson Family [Landholders] PH : 0265450389
3. Effected downstream Landholders in event contamination of waterways

A] Blasting

Signboard Notification is provided at the quarry front gate advising of an impending blast and approximate date.

On the day of the blast, warning siren and notification on UHF Channel 12 giving the approximate time of the blast , neighbouring properties will be advised by telephone of the approximate time of the blast.

## **2.8 Minimising harm to persons on the premises**

Refer to the Stoneco Safe Operating Procedures

## **2.9 Training, Testing and Review**

There is considered a low risk of a significant pollution incident occurring. Management review the PIRMP after 12 months and create a Updated version. Testing the plan will be carried out at the time of review.




All staff will be trained in the PIRMP and records maintained in the corporate training system.

A copy of this plan will be uploaded to STONECO website and kept within the site folders and administration premises in Scone .

[www.stonecoquarries.com](http://www.stonecoquarries.com)

2.10 Site Map

Figure 1 – Site Layout Plan

-  Bunded Fuel
-  Bunded Precoat
-  Sediment dams
- 